



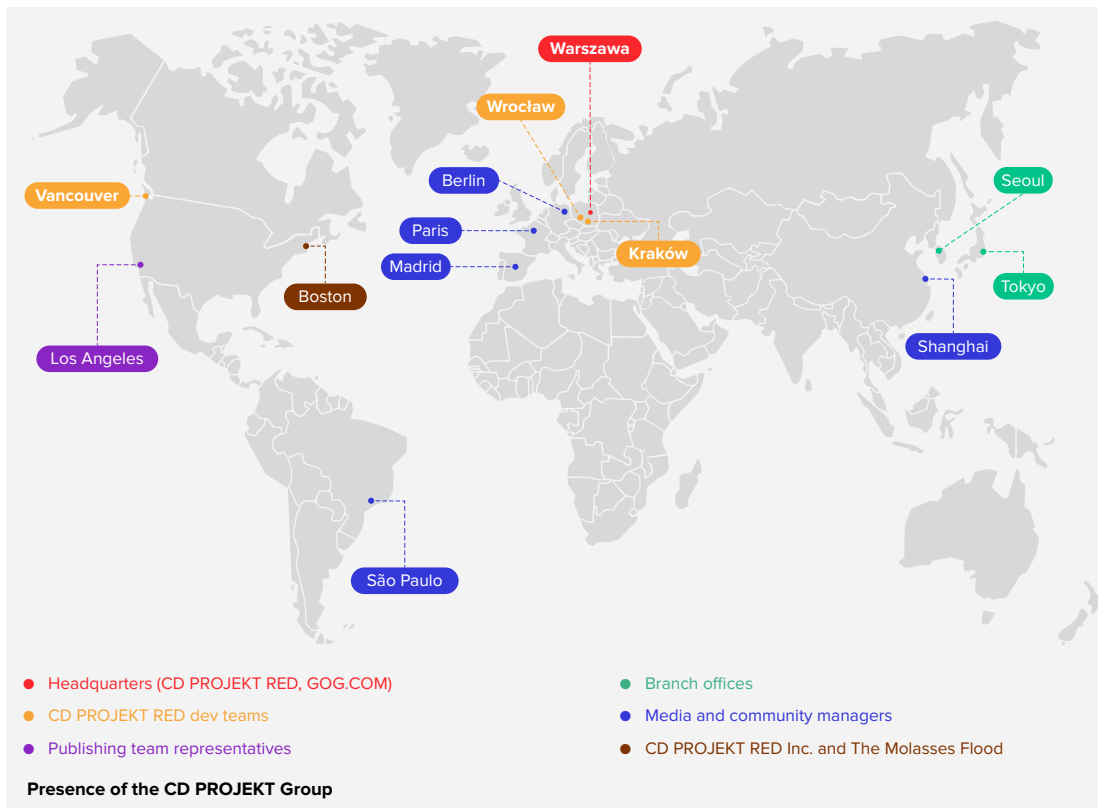
Fact Sheet

CD PROJEKT S.A. conducts business on the dynamically growing electronic entertainment market. CD PROJEKT S.A. is the holding company of the CD PROJEKT Group.

The CD PROJEKT Group conducts operating activities in two key segments – CD PROJEKT RED and GOG.COM.

1 122
people employed

45
represented nationalities



About CD PROJEKT RED

Videogame development is carried out by the CD PROJEKT RED Studio – part of the CD PROJEKT Group. This activity comprises developing and publishing videogames, licensing the associated distribution rights, coordinating and directly pursuing PR and marketing activities related to the Studio's own products, manufacturing and selling or licensing tie-in products which exploit the commercial appeal of the Company's brands: *The Witcher* and *Cyberpunk*.

Key facts:

- over 75 million copies sold of *The Witcher*, *The Witcher 2: Assassins of Kings* and *The Witcher 3: Wild Hunt*,
- over 25 million copies sold of *Cyberpunk 2077*,
- 98% of sales revenues from exports.

About GOG.COM

Digital distribution of computer games at a global scale is carried out by the GOG.COM platform and GOG Galaxy application, owned by GOG sp. z o.o. The activity comprises selling and delivering game binaries directly to the user's devices.

Key facts:

- over 9400 products in GOG.COM catalogue,
- cooperation with over 1200 publishers and developers of videogames from all over the world,
- the GOG.COM platform is available in six languages,
- 92% of sales revenues from exports.

CD PROJEKT RED business model



CD PROJEKT RED core games



2007 – PC



2011 – PC
2012 – X360



2015 – PC, Xbox One, PS4
2019 – Nintendo Switch
2022 – Xbox Series X|S, PS5



2020 – PC, Xbox One, PS4, Stadia
2022 – Xbox Series X|S, PS5

Management Board - professional experience in CD PROJEKT Group

Michał Nowakowski	Adam Badowski	Adam Kiciński	Piotr Nielubowicz	Piotr Karwowski	Paweł Zawodny	Jeremiah Cohn
Joint Chief Executive Officer, Member of the Board	Joint Chief Executive Officer, Member of the Board	Chief Strategy Officer, Member of the Board	Chief Financial Officer, Member of the Board	Joint Chief Operating Officer, Member of the Board	Joint Chief Operating Officer, Member of the Board	Chief Marketing Officer, Member of the Board
19 years	22 years	30 years	25 years	17 years	6 years	10 years

CD PROJEKT Group Strategy

- Expanding three unique and enduring franchises,
- More content for gamers with memorable single-player stories & multiplayer experiences,
- Spinning up the franchise flywheels – Mobile games, TV & Film and more – in association with external partners,
- Boost development abilities to deliver more content to gamers with a prime focus on quality.

Investment highlights

- Great potential in the global videogame market; estimated total volume in 2026: 207 billion USD*,
 - Strong exposure of the CD PROJEKT Group to the global market (with exports accounting for 98% of the Group's consolidated sales revenues),
 - The *Witcher* and *Cyberpunk* brands recognizable throughout the world.
- * Newzoo

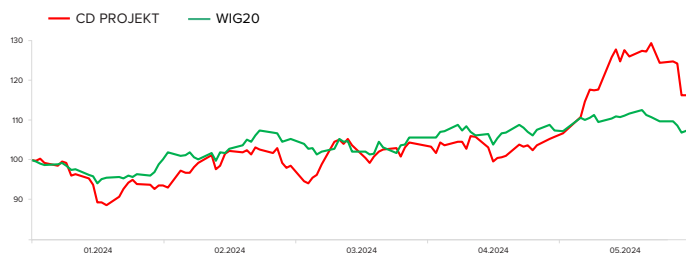
Long-term Product Outlook



New IP

- New Witcher trilogy
- Project Orion
- Project Hadar
- Project Sirius
- The Witcher Remake

CD PROJEKT S.A. – share price*



Financial summary report

in thousand PLN	2019	2020	2021	2022	2023	Q1 2024
Sales revenues	521 272	2 138 875	888 172	952 576	1 230 199	226 785
Depreciation	37 487	267 664	104 729	117 432	245 082	29 950
EBIT*	180 286	1 157 077	232 903	377 347	469 040	81 296
Profit before taxation	189 162	1 164 949	219 108	393 185	538 492	97 190
Net profit	175 315	1 154 327	208 908	347 093	481 105	100 062

in thousand PLN	31.12.2019	31.12.2020	31.12.2021	31.12.2022	31.12.2023	31.03.2024
Fixed assets	679 097	759 999	905 846	1 119 978	1 450 623	1 471 688
Current assets	725 011	2 130 300	1 252 889	1 154 146	1 162 815	1 251 531
including: cash and cash equivalents	482 301	727 703	676 586	615 157	516 259	620 739
Total assets	1 404 108	2 890 299	2 158 735	2 274 124	2 613 438	2 723 219
Equity	1 105 651	2 183 177	1 894 356	2 033 404	2 403 490	2 507 085
Long-term liabilities	25 158	166 153	36 112	36 186	38 774	35 814
Short-term liabilities	273 299	540 969	228 267	204 534	171 174	180 320
including: credits and loans	0	0	0	0	0	0
Total equity and liabilities	1 404 108	2 890 299	2 158 735	2 274 124	2 613 438	2 723 219

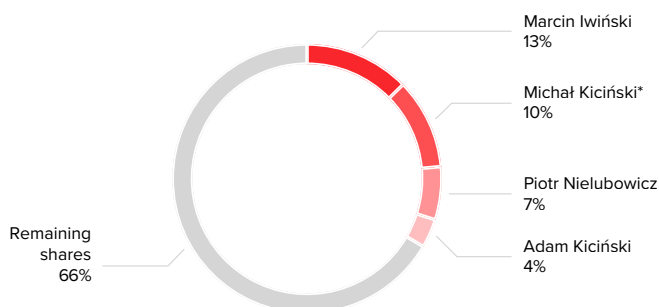
* Operating profit

Shares on the stock market*

GPW ticker	CDR
Bloomberg Stock Code	CDR.PW
Reuters Stock Code	CDR.WA
Index on the WSE	WIG20
Number of shares in WSE trading	99 910 510
Market capitalisation	13.4B PLN
Share price MIN (12TM)	99.20 PLN
Share price MAX (12TM)	170.00 PLN
Average daily trading volume (12TM)	387 thousand of shares
Average daily trading value (12TM)	49M PLN
Average number of transactions per session (12TM)	6.4 thousand

* Data as of June 3, 2024.

Shareholder structure



Founders and Management Board members

IR events

- June 4, 2024** – Stifel's 7th Annual Multi-sector Conference
- June 14, 2024** – Ordinary General Meeting of Shareholders
- August 28, 2024** – Consolidated semiannual report for H1 2024
- September 9, 2024** – Goldman Sachs Communacopia + Technology Conference
- November 26, 2024** – Consolidated quarterly report for Q3 2024

Join us

* According to a notice filed on 13 November 2023



CD PROJEKT S.A.
 ul. Jagiellońska 74
 03-301 Warszawa

Investor relations
 CD PROJEKT S.A.
 ir@cdprojekt.com
 tel. +22 519 69 00